

APPROVED FOR ISSUE

PRODUCT OVERVIEW:
MARTELL SHELTERS_KL001


FINISH:
TO SUIT CLIENTS SPEC



Street Furniture Direct, Adlington Business Park,
London Road, Adlington, SK10 4NL
t: 01625 879 442
w: streetfurnituredirect.co.uk
e: enquiries@streetfurnituredirect.co.uk

DRAWING NUMBER: BSSGA2598-1_0	Doc. TYPE GA	SHEET: SHEET 1 OF 3	SCALE: 1:30 @A3	DRW: KL	DATE: 05/07/2021
DRAWING TITLE: PRODUCT OVERVIEW - MARTELL SHELTERS_KL001				CHK: TS	DATE: 06/07/2021
PART NUMBER: MARTELL SHELTERS_KL001				APP: JF	DATE: 09/07/2021
PART CONFIGURATION: CORRUGATED ROOF				DRAWING STATUS: APPROVED FOR ISSUE	
SFD JOB NUMBER: KL001	3rd ANGLE PROJECTION	DO NOT SCALE FROM DRAWING DIMENSIONS IN mm UNLESS STATED OTHERWISE		Doc.REV:	0

REVISIONS					
REV.	BY	DESCRIPTION	DATE	CHKD	APVD

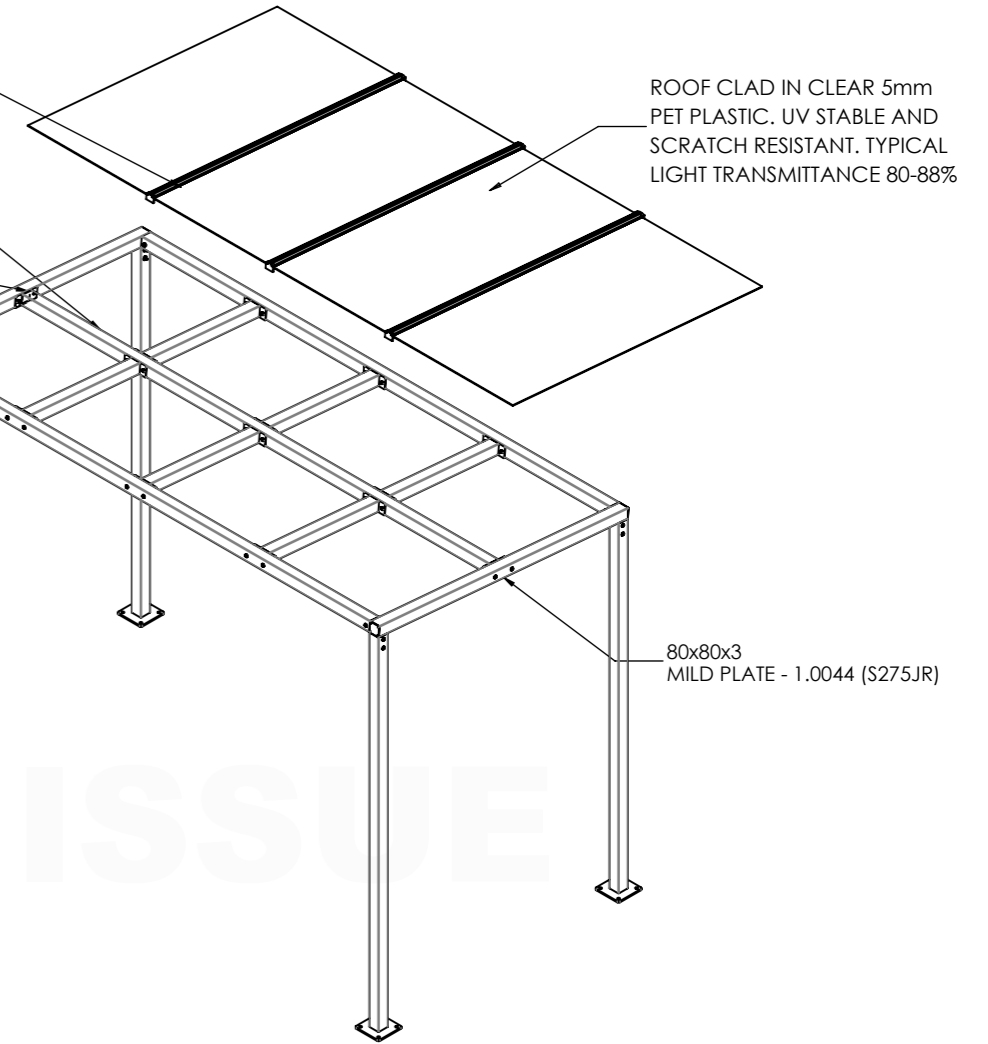


ALUMINIUM GLAZING BAR USED TO WEATHERPROOF JOINTS IN CLADDING

80x80x3 MILD HOLLOW SECTION - (S235J0 or J2)

DBL SIDE HS FLANGE 5mm 80x80 SHS

80x80x3 MILD HOLLOW SECTION - (S235J0 or J2)

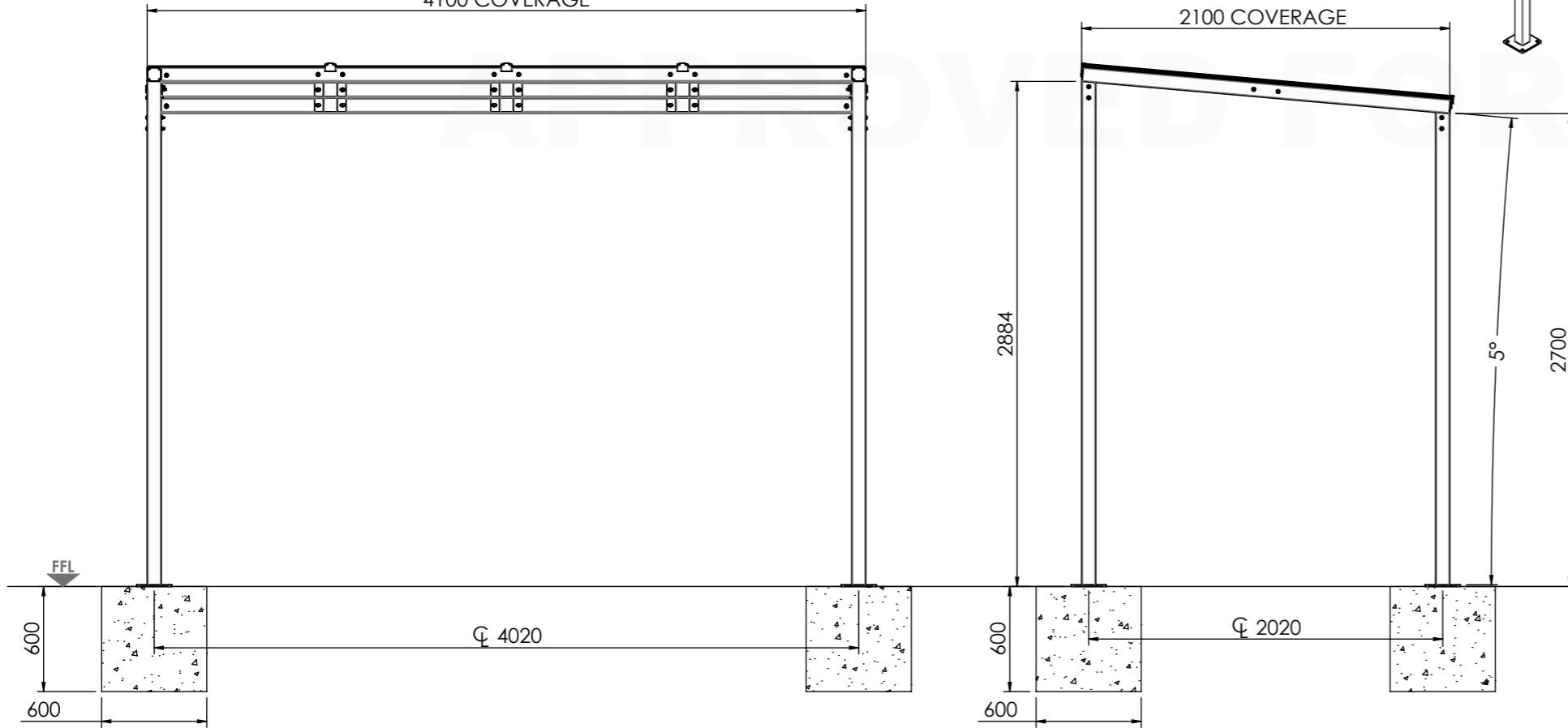


ROOF CLAD IN CLEAR 5mm PET PLASTIC. UV STABLE AND SCRATCH RESISTANT. TYPICAL LIGHT TRANSMITTANCE 80-88%

80x80x3 MILD PLATE - 1.0044 (S275JR)

4100 COVERAGE

2100 COVERAGE



FOOTING OPTION:

RECOMMENDED Min. FOUNDATION AS SHOWN IN C16/20 CONCRETE . **LOCAL SITE ENGINEER TO DETERMINE APPROPRIATE SIZE AND COMPOSITION OF PAD BASED ON LOCAL GROUND CONDITIONS.**

EACH FOOT 4off Min. M16x150 RAWLBOLT / RESIN ANCHOR

FULL SLAB OPTION:

FULL WIDTH CONCRETE SLAB UNDERNEATH SHELTER REQUIRES STEEL REINFORCEMENT MESH.

APPROXIMATE TOTAL WEIGHT: **292.3 Kg**

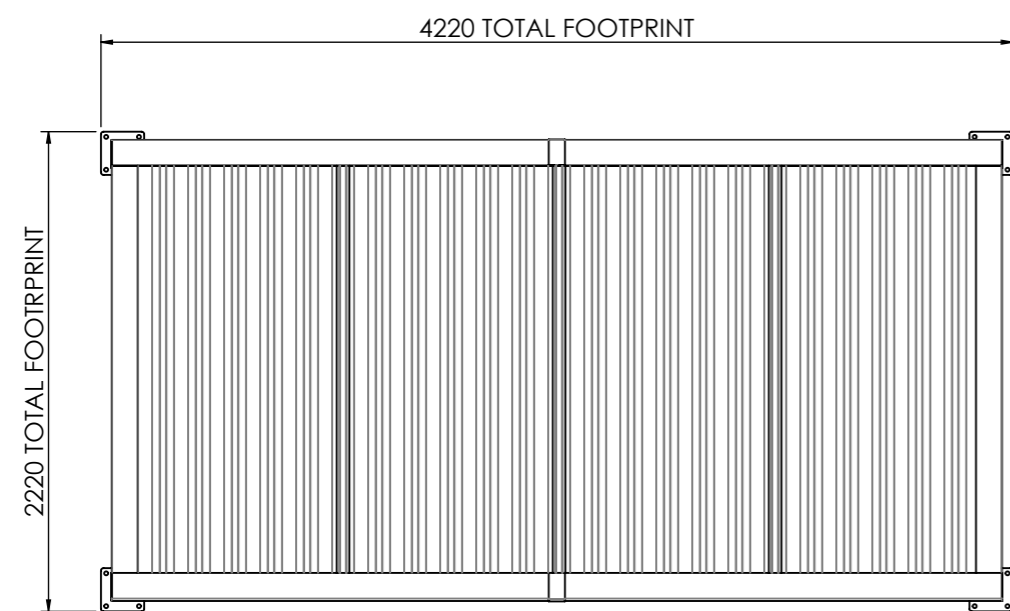
**GENERAL ARRANGEMENT:
MARTELL SHELTERS_KL001**



Street Furniture Direct, Adlington Business Park,
London Road, Adlington, SK10 4NL
t: 01625 879 442
w: streetfurnituredirect.co.uk
e: enquiries@streetfurnituredirect.co.uk

DRAWING NUMBER: BSSGA2598-2_0	Doc. TYPE GA	SHEET: SHEET 2 OF 3	SCALE: 1:35 @A3	DRW: KL	DATE: 05/07/2021
DRAWING TITLE: PET ROOFING - MARTELL SHELTERS_KL001				CHK: TS	DATE: 06/07/2021
PART NUMBER: MARTELL SHELTERS_KL001				APP: JF	DATE: 09/07/2021
PART CONFIGURATION: PET ROOF				DRAWING STATUS: APPROVED FOR ISSUE	
SFD JOB NUMBER: KL001	3rd ANGLE PROJECTION	DO NOT SCALE FROM DRAWING DIMENSIONS IN mm UNLESS STATED OTHERWISE		Doc.REV: 0	

NOTES:
APPROXIMATE WEIGHT - 292.3kg

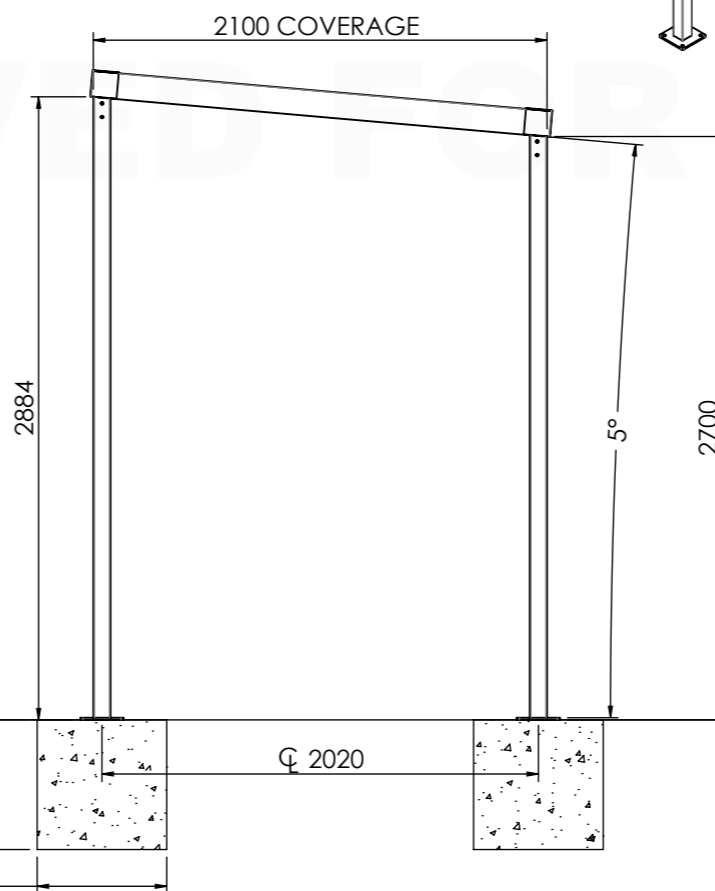
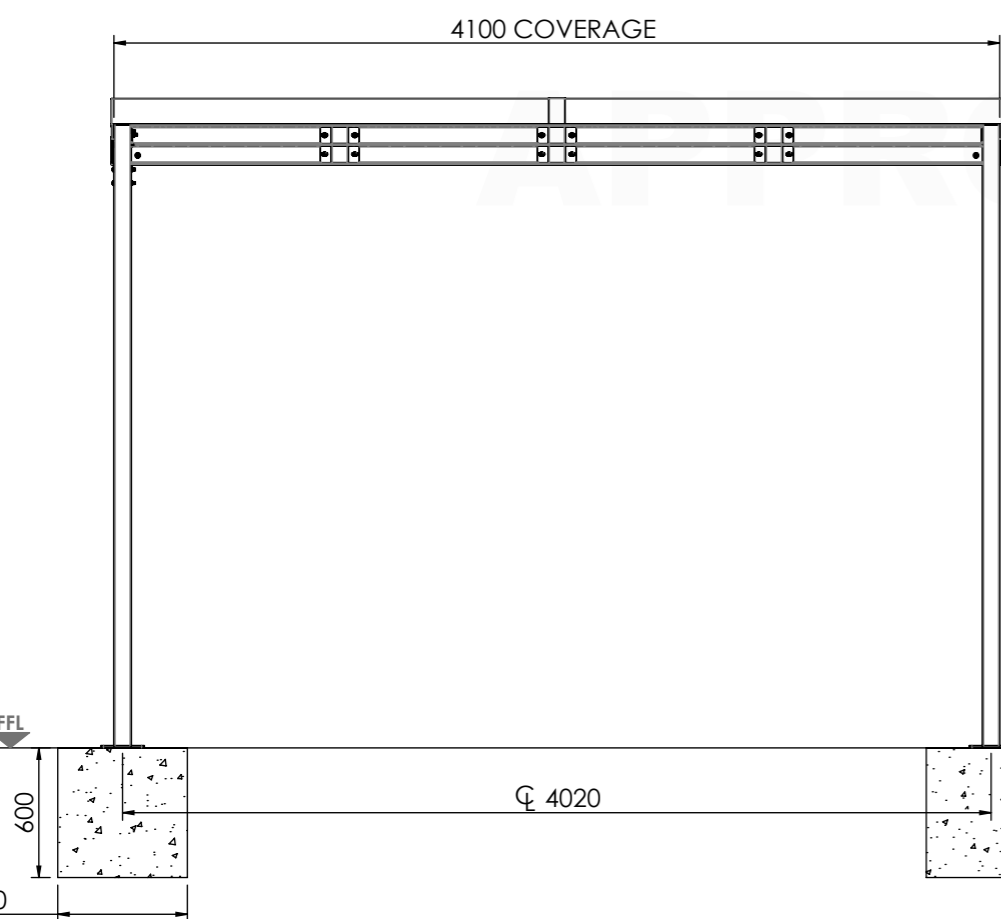
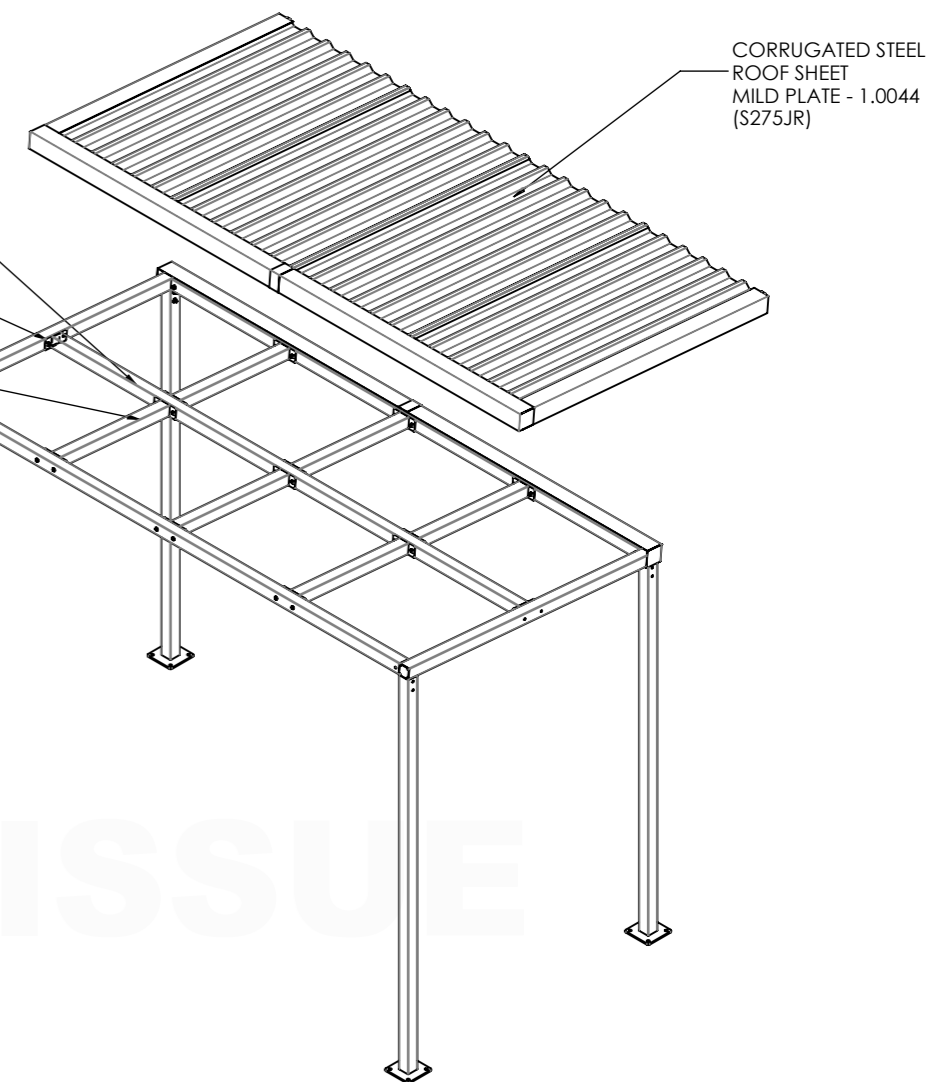


80x80x3
MILD HOLLOW SECTION - (S235J0 or J2)

DBL SIDE HS FLANGE 5mm
80x80 SHS

80x80x3
MILD HOLLOW SECTION - (S235J0 or J2)

80x80x3
MILD HOLLOW SECTION - (S235J0 or J2)



FOOTING OPTION:
RECOMMENDED Min. FOUNDATION AS SHOWN IN C16/20 CONCRETE . **LOCAL SITE ENGINEER TO DETERMINE APPROPRIATE SIZE AND COMPOSITION OF PAD BASED ON LOCAL GROUND CONDITIONS.**

EACH FOOT 4off Min. M16x150 RAWLBOLT / RESIN ANCHOR

FULL SLAB OPTION:
FULL WIDTH CONCRETE SLAB UNDERNEATH SHELTER REQUIRES STEEL REINFORCEMENT MESH.

APPROXIMATE TOTAL WEIGHT: **514.8 Kg**

GENERAL ARRANGEMENT:
MARTELL SHELTERS_KL001



Street Furniture Direct, Adlington Business Park,
London Road, Adlington, SK10 4NL
t: 01625 879 442
w: streetfurnituredirect.co.uk
e: enquiries@streetfurnituredirect.co.uk

DRAWING NUMBER: BSSGA2598-3_0	Doc. TYPE GA	SHEET: SHEET 3 OF 3	SCALE: 1:35 @A3	DRW: KL	DATE: 05/07/2021
DRAWING TITLE: CORRUGATED ROOFING - MARTELL SHELTERS_KL001				CHK: TS	DATE: 06/07/2021
PART NUMBER: MARTELL SHELTERS_KL001				APP: JF	DATE: 09/07/2021
PART CONFIGURATION: CORRUGATED ROOF				DRAWING STATUS: APPROVED FOR ISSUE	
SFD JOB NUMBER: KL001	3rd ANGLE PROJECTION	DO NOT SCALE FROM DRAWING DIMENSIONS IN mm UNLESS STATED OTHERWISE		Doc.REV: 0	

NOTES:
APPROXIMATE WEIGHT - 514.8kg